

MCDONALD VETERINARY EQUIPMENT **STAINLESS STEEL CAGE SYSTEM**

Our cages offer simplicity of design which ensures that installation of any module configuration is a hassle free exercise. Banks of cages are very easily customised to need your changing needs.



Construction is totally of 304 stainless steel.

Slam gates are easily removable, and have loops to prevent the escape of added flooring material such as paper mats etc. When ordering please specify whether doors are required to be hinged from either the left or right side.

The floors have a fluid retention lip on their front edge.

All Double cages have reinforced floors and rear walls, and are equipped with two doors and a central post locking system.

The central post on all double cages is easily removed or replaced with a spring lock, which makes the job of fitting dividers a very quick and simple operation.

To provide mobility, caster bases can be fitted to modules in three sizes up to 2500 mm long. These are also manufactured from stainless steel, and the front casters have locks fitted.

All cages are 700 mm deep and are sized as follows:-

- Large Double 1250mm x 1100mm High
- Medium Double 1250mm x 750mm High
- Medium Single 625mm x 750mm High
- Small Single 625mm x 550mm High

Module options

Small Single

625mm (w)
550mm (h)
700mm (d)



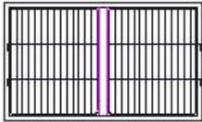
Medium Single

625mm (w)
750mm (h)
700mm (d)




Medium Double

1250mm (w)
750mm (h)
700mm (d)




Large Double

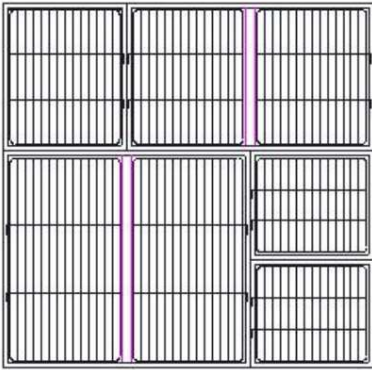
1250mm (w)
1100mm (h)
700mm (d)



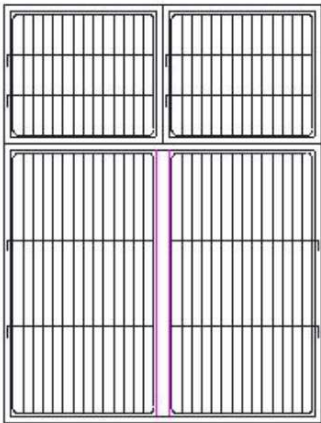
Example Modular combinations



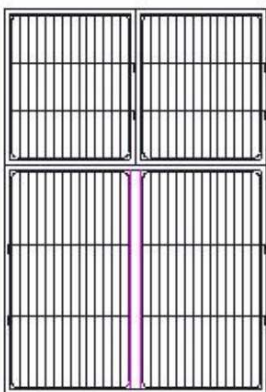
2500mm (w)
1850mm (h)
700mm (d)



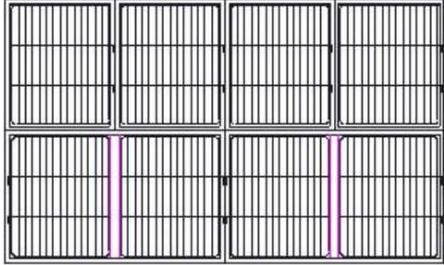
1875mm (w)
1850mm (h)
700mm (d)




1250mm (w)
1650mm (h)
700mm (d)



1250mm (w)
1850mm (h)
700mm (d)



2500mm (w)
1500mm (h)
700mm (d)



2500mm (w)
1800mm (h)
700mm (d)